

Holdings Overview

You had **341,112** records stored on the NBN Gateway. You were ranked **#56** out of **178** data providers for the **number of records** supplied.

The median holding size was **85,259** records

Visibility & Resolution

You had **260,846** visible records on the NBN Gateway. You were ranked **#56** out of **178** data providers for the **number of visible records**.

The median visible holdings size was **68,824** records

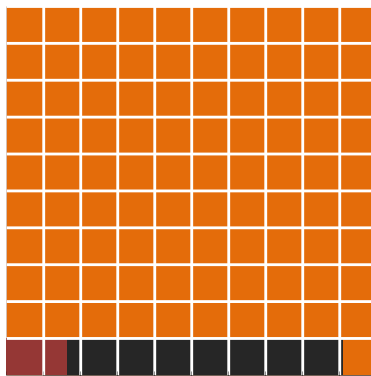
This was **76.5 %** of your records stored on the NBN Gateway. You were ranked **#158** out of **178** data providers for the **proportion of visible records***.

*The median percentage of records made visible by data providers was **100%**.

111 data providers made 100% of their datasets visible.

The resolution levels of your stored data

■ 10 KM ■ 2 KM ■ 1 KM ■ 100 M ■ POINT



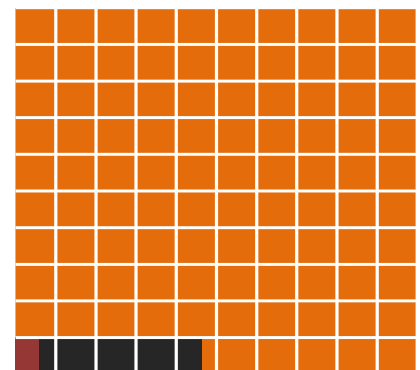
One square = 1%

n = 341,112

VS.

The resolution levels of your visible data

■ 10 KM ■ 2 KM ■ 1 KM ■ 100 M ■ POINT



One square = 1%

n = 260,846

The licences on your data

	0	0 %
	0	0 %
	1	2.3 %
	38	86.4 %
	5	11.4 %

88.6% of your datasets had a licence

Access & Usage

for 2016-17

In 2016/2017, your data was downloaded **844** times from the NBN Gateway. In 2016/2017, you received **152** requests for **enhanced access** to your records.

comprising of **1,467,970** records.

The 2016/2017 median for dataset downloads was **397.5**

The 2016/2017 median for records downloaded was **469,631**

You responded:



*after follow up with requester

Your response rate was **100 %**

The overall response rate on the NBN Gateway was **73.8 %**

Holdings Overview

There were **133,024,631**

records stored on the NBN Gateway

The median holding size was **85,259** records

provided by **178**

groups and organisations.

The largest holding size was **32,754,445** records

The smallest holding size was **8** records

Visibility & Resolution

There were **95,339,185**

visible records on the NBN Gateway

The median for visible holding size was **68,824** records

This was **71.7%**

of all records stored on the NBN Gateway

The largest visible holding size was **14,520,218** records

The smallest visible holding size was **0** records (**five** data providers)

On average, data providers make **91.2%** of their holdings visible (the average proportion). The median proportion of a dataset that is visible is **100%**, i.e. at least half of the data providers have made their datasets 100% visible.

111 data providers made 100% of their records on the NBN Gateway visible.

The resolution levels of all stored NBN Gateway data

■ 10 KM ■ 2 KM ■ 1 KM ■ 100 M ■ POINT



One square = 1%

n = 133,024,631

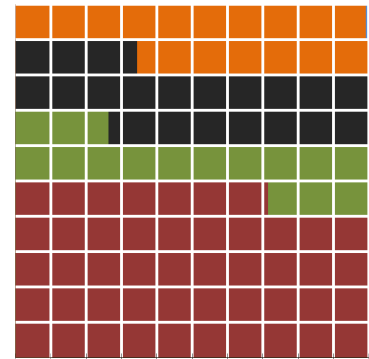
The licences on all data

	9	0.8 %
	196	17.8 %
	193	17.5 %
	12	11.6 %
	577	52.3 %

In 2016/2017, **47.7%** of datasets had been assigned a data licence.

The resolution levels of all visible NBN Gateway data

■ 10 KM ■ 2 KM ■ 1 KM ■ 100 M ■ POINT



One square = 1%

n = 95,339,185

Access & Usage

In 2016/2017, data from the NBN Gateway was downloaded

108,423 times

for 2016/17

There were **10,184**

requests for **enhanced** access to records.

comprising **1,120,217,080** records

The 2016/2017 median for dataset downloads was **397.5**

The highest number of downloads for a dataset was **2,619**

The median for records downloaded was **469,631**

The highest number of records downloaded for a dataset was **158,993,333**

The data providers responded:



*after follow up with requester

The overall response rate on the NBN Gateway was **71.9%**