

### Holdings Overview

You have **510,878**

records stored on the NBN Gateway

You are ranked **#45**

out of **166** data providers for the **number of records** supplied

The median holding size is **85,259** records

### Visibility & Resolution

You have **510,360**

visible records on the NBN Gateway

You are ranked **#40**

out of **166** data providers for the **number of visible records**

The median visible holdings size is **60,632** records

This is **99.9 %** of your records stored on the NBN Gateway

You are ranked **#111**

out of **166** data providers for the **proportion of visible records\***


The overall proportion of all records stored on the NBN Gateway that are visible is **70.8%**.

\*The median percentage of records made visible by data provider is **100%**.

**97** data providers have made 100% of their datasets visible.

#### The resolution levels of your stored data

■ 10 KM ■ 2 KM ■ 1 KM ■ 100 M ■ POINT



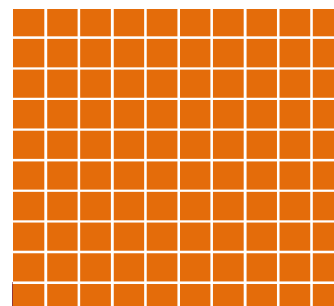
One square = 1%

n = 510,878

VS.

#### The resolution levels of your visible data

■ 10 KM ■ 2 KM ■ 1 KM ■ 100 M ■ POINT



One square = 1%

n = 510,360

#### The licences on your data

	0	0 %
	0	0 %
	0	0 %
	0	0 %
	8	100 %

**0%**

of your datasets have a licence

### Access & Usage

for 2015

In 2015/2016, your data was downloaded **288**

times from the NBN Gateway

In 2015/2016, you received **2**

requests for **enhanced access** to your records.

comprising **3,238,081** records.

The 2015 median for enhanced access requests is **30.5**

The 2015/2016 median for dataset downloads is **446.5**

The 2015/2016 median for records downloaded is **760,312**

You responded:



\*after follow up with requester

Your response rate is **100 %**

The overall response rate on the NBN Gateway is **65.7 %**

### Holdings Overview

There are **126,016,48** records stored on the NBN Gateway

provided by **166** groups and organisations.

The median holding size is **85,259** records

The largest holding size is **29,292,387** records

The smallest holding size is **13** records

### Visibility & Resolution

There are **89,198,174** visible records on the NBN Gateway

This is **64.9 %** of all records stored on the NBN Gateway

The median for visible holding size is **60,632** records

The largest visible holding size is **14,520,178** records

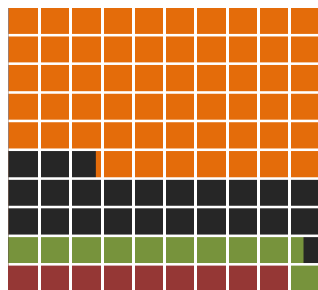
The smallest visible holding size is **0** records (**five** data providers)

On average, data providers make **91.3%** of their holdings visible (the average proportion). The median proportion of a dataset that is visible is **100%**, i.e. at least half of the data providers have made their datasets 100% visible.

**98** data providers have made 100% of their records on the NBN Gateway visible.

#### The resolution levels of all stored NBN Gateway data

■ 10 KM ■ 2 KM ■ 1 KM ■ 100 M ■ POINT



One square = 1% n = 126,016,481

#### The licences on all data

	2	0.2 %
	62	6.1 %
	59	5.8 %
	39	3.9 %
	850	84 %

In 2015/2016, **16.01%** of datasets had been assigned a data licence.

#### The resolution levels of all visible NBN Gateway data

■ 10 KM ■ 2 KM ■ 1 KM ■ 100 M ■ POINT



One square = 1% n = 89,198,174

### Access & Usage

In 2015/2016, data from the NBN Gateway was downloaded **97,595** times

for 2015

There were **10,326**

requests for **enhanced access** to your records.

comprising **1,093,775,030** records

The 2015/2016 median for dataset downloads is **446.5**

The highest number of downloads for a dataset is **2,382**

The median for records downloaded is **760,312**

The highest number of records downloaded for a dataset is **135,053,746**

The data providers responded:



\*after follow up with requester

The overall response rate on the NBN Gateway is **65.7%**